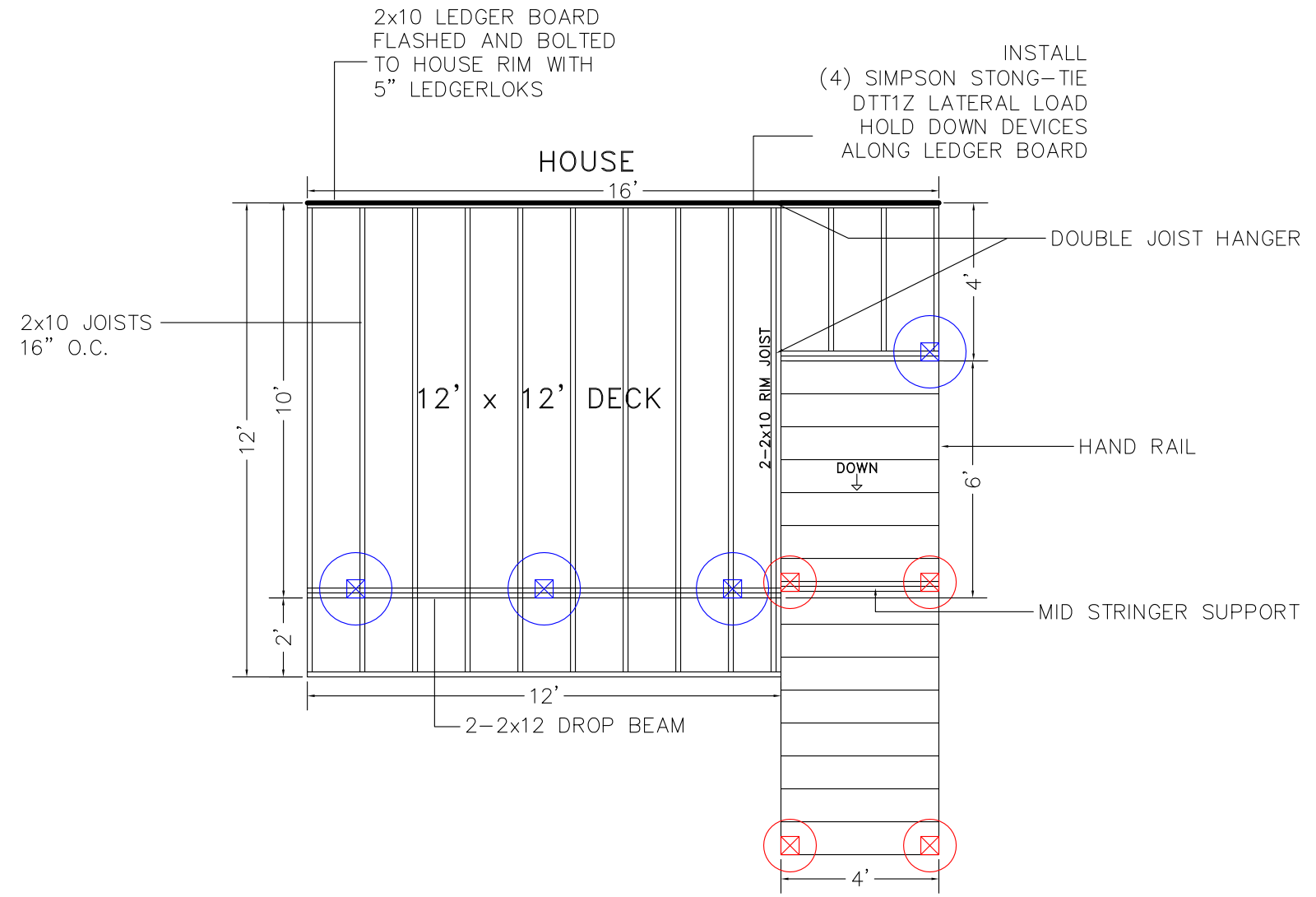
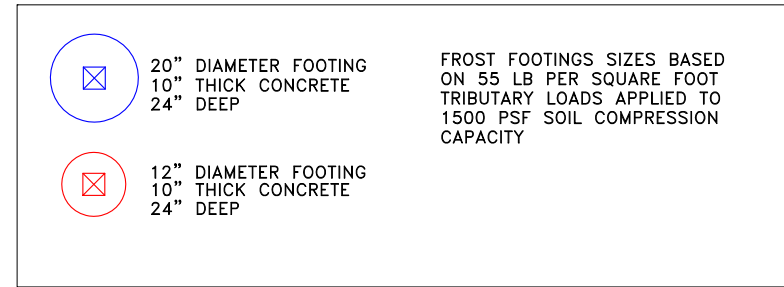


11 x 17 PAGE SIZE FORMAT
 1/4" = 1' SCALE
 10' ELEVATION

BASED ON THE INTERNATIONAL RESIDENTIAL CODE



ALL ITEMS NOT SHOWN ON THIS PLAN WILL BE PER COUNTY DECK DETAILS.
 2x10 LEDGER BOARD FLASHED AND BOLTED TO HOUSE RIM WITH 5" LEDGERLOKS
 JOISTS TO BE 2x10 SYP TREATED INSTALLED 16" O.C.
 BEAMS TO BE 2-2x12 SYP TREATED NAILED
 SUPPORT POSTS TO BE 6x6 TREATED
 DECKING TO BE 5/4 x 6
 GUARD RAILS TO BE 36" HIGH WITH LESS THAN 4" OPENINGS PER IRC CODE
 ALL DECK HARDWARE TO BE CORROSION RESISTANT AND INSTALLED
 PER MANUFACTURERS INSTRUCTIONS
 STAIRS TO BE BUILT MAX 7-3/4" RISE 10" MIN RUN PER IRC CODE



ALWAYS OBTAIN REQUIRED PERMITS AND FOLLOW LOCAL BUILDING CODES.

FRAMING PLAN

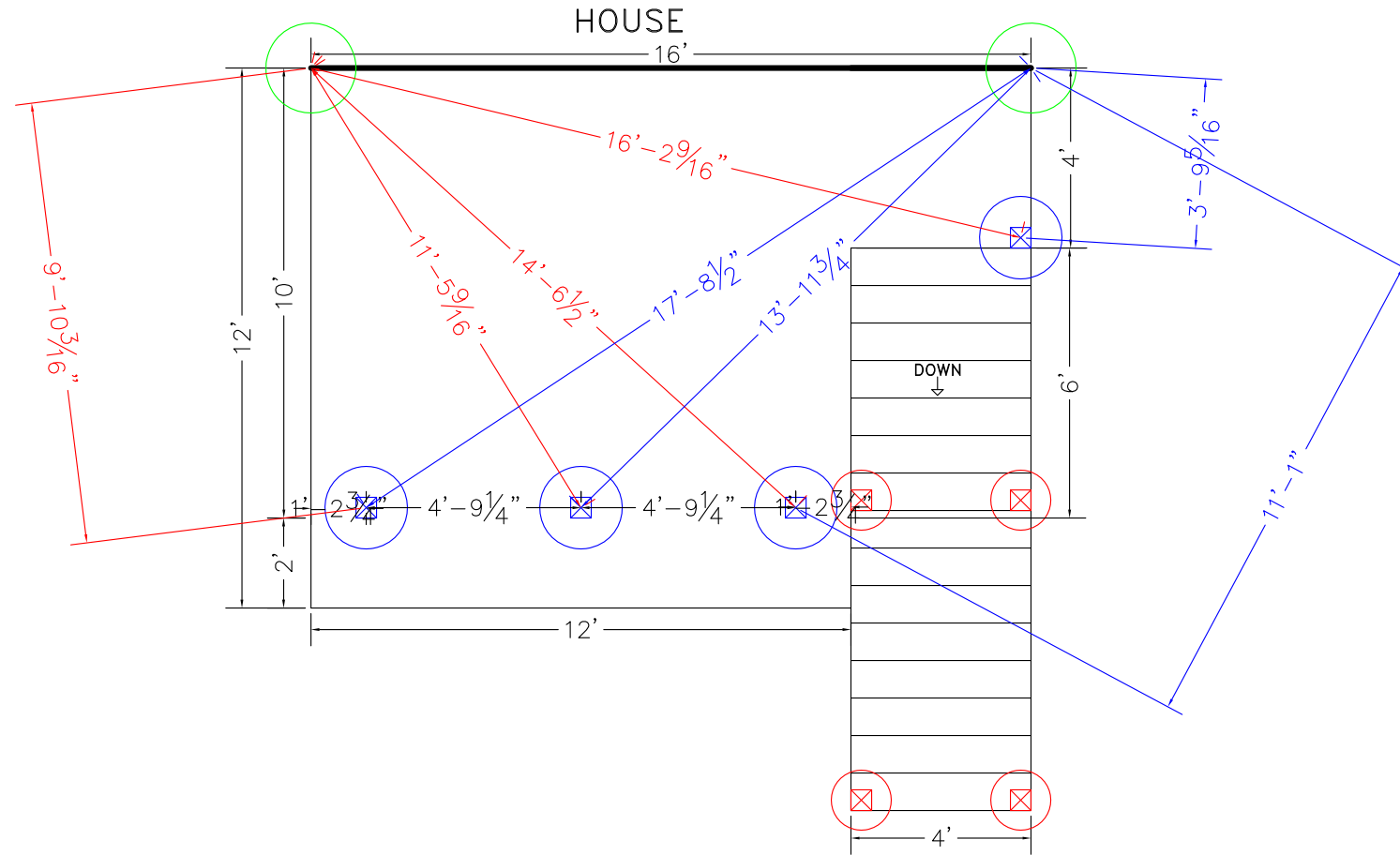
1

NAME:
 ADDRESS:


PRODECKPLANS.COM

11 x 17 PAGE SIZE FORMAT
 1/4" = 1' SCALE
 10' ELEVATION

BASED ON THE INTERNATIONAL RESIDENTIAL CODE



ALL ITEMS NOT SHOWN ON THIS PLAN WILL BE PER COUNTY DECK DETAILS.
 2x10 LEDGER BOARD FLASHED AND BOLTED TO HOUSE RIM WITH 5" LEDGERLOKS
 JOISTS TO BE 2x10 SYP TREATED INSTALLED 16" O.C.
 BEAMS TO BE 2-2x12 SYP TREATED NAILED
 SUPPORT POSTS TO BE 6x6 TREATED
 DECKING TO BE 5/4 x 6
 GUARD RAILS TO BE 36" HIGH WITH LESS THAN 4" OPENINGS PER IRC CODE
 ALL DECK HARDWARE TO BE CORROSION RESISTANT AND INSTALLED
 PER MANUFACTURERS INSTRUCTIONS
 STAIRS TO BE BUILT MAX 7-3/4" RISE 10" MIN RUN PER IRC CODE

	<p>20" DIAMETER FOOTING 10" THICK CONCRETE 24" DEEP</p>	<p>FROST FOOTINGS SIZES BASED ON 55 LB PER SQUARE FOOT TRIBUTARY LOADS APPLIED TO 1500 PSF SOIL COMPRESSION CAPACITY</p>
---	---	--

ALWAYS OBTAIN REQUIRED PERMITS AND FOLLOW LOCAL BUILDING CODES.

NAME:

ADDRESS:

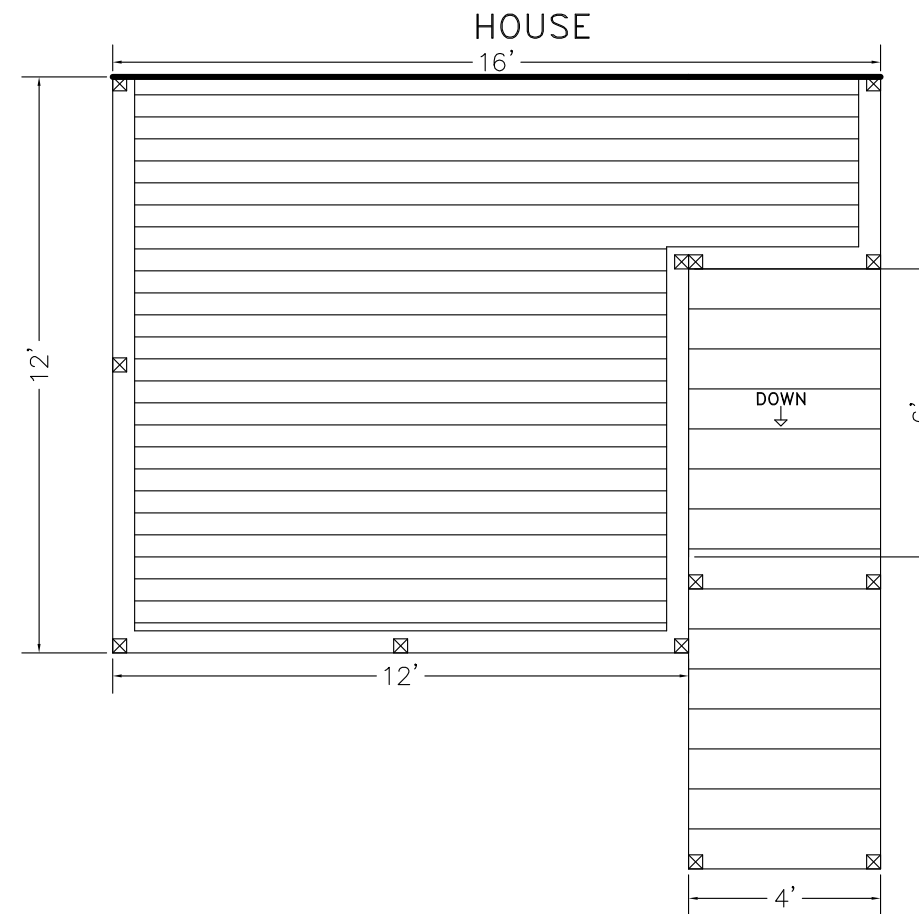
ProDeckPlans.com

FOOTING PLAN

2

11 x 17 PAGE SIZE FORMAT
1/4" = 1' SCALE
10' ELEVATION

BASED ON THE INTERNATIONAL RESIDENTIAL CODE



ALL ITEMS NOT SHOWN ON THIS PLAN WILL BE PER COUNTY DECK DETAILS.
2x10 LEDGER BOARD FLASHED AND BOLTED TO HOUSE RIM WITH 5" LEDGERLOKS
JOISTS TO BE 2x10 SYP TREATED INSTALLED 16" O.C.
BEAMS TO BE 2-2x12 SYP TREATED NAILED
SUPPORT POSTS TO BE 6x6 TREATED
DECKING TO BE 5/4 x 6
GUARD RAILS TO BE 36" HIGH WITH LESS THAN 4" OPENINGS PER IRC CODE
ALL DECK HARDWARE TO BE CORROSION RESISTANT AND INSTALLED
PER MANUFACTURERS INSTRUCTIONS
STAIRS TO BE BUILT MAX 7-3/4" RISE 10" MIN RUN PER IRC CODE

36" HIGH GUARD RAIL
LESS THAN 4" OPENINGS

☒ = RAIL POST

ALWAYS OBTAIN REQUIRED PERMITS AND FOLLOW LOCAL BUILDING CODES.

NAME:

ADDRESS:

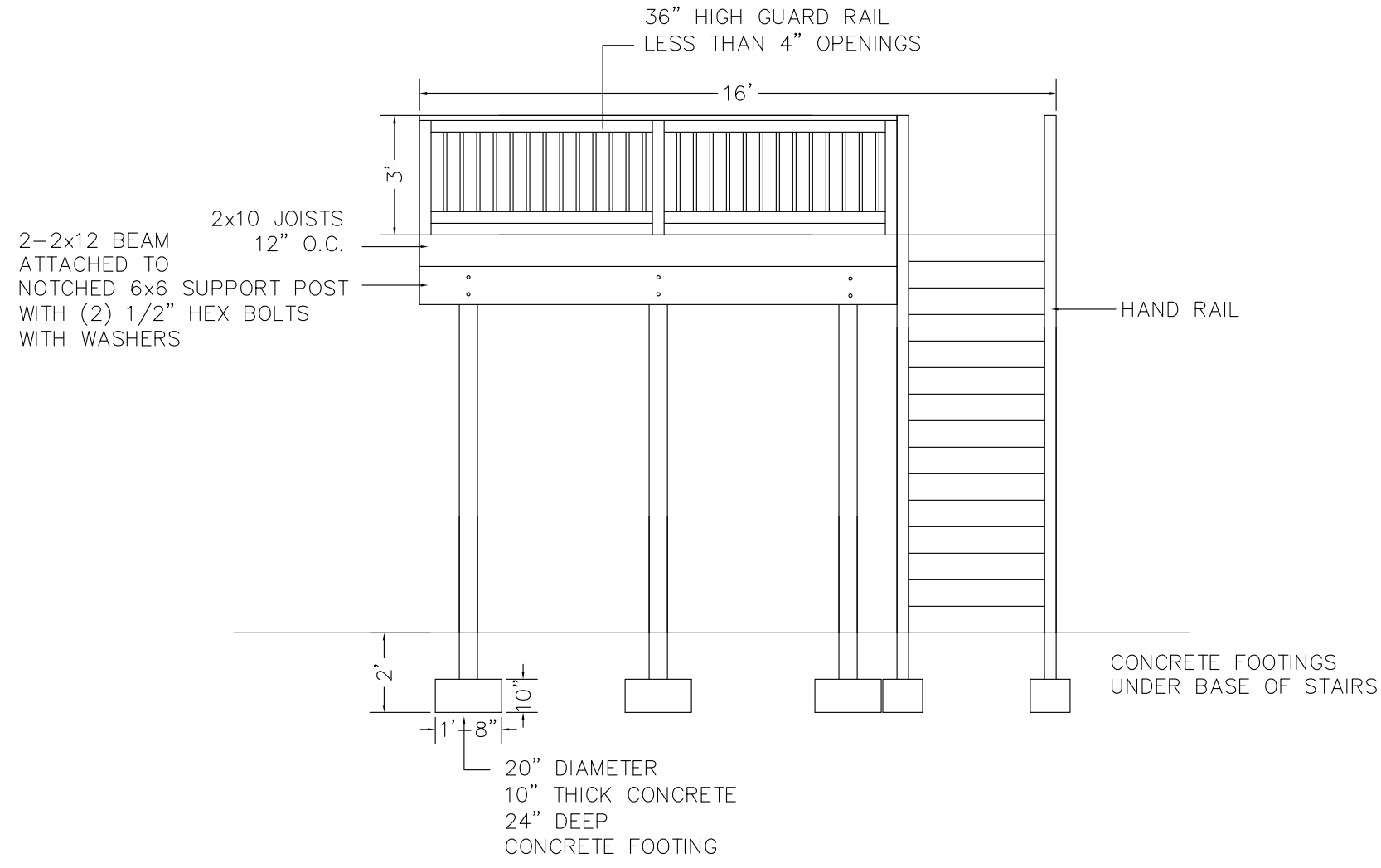
ProDeckPlans.com

DECKING / RAIL LAYOUT


3

11 x 17 PAGE SIZE FORMAT
 1/4" = 1' SCALE
 10' ELEVATION

BASED ON THE INTERNATIONAL RESIDENTIAL CODE



ALL ITEMS NOT SHOWN ON THIS PLAN WILL BE PER COUNTY DECK DETAILS.
 2x10 LEDGER BOARD FLASHED AND BOLTED TO HOUSE RIM WITH 5" LEDGERLOKS
 JOISTS TO BE 2x10 SYP TREATED INSTALLED 16" O.C.
 BEAMS TO BE 2-2x12 SYP TREATED NAILED
 SUPPORT POSTS TO BE 6x6 TREATED
 DECKING TO BE 5/4 x 6
 GUARD RAILS TO BE 36" HIGH WITH LESS THAN 4" OPENINGS PER IRC CODE
 ALL DECK HARDWARE TO BE CORROSION RESISTANT AND INSTALLED
 PER MANUFACTURERS INSTRUCTIONS
 STAIRS TO BE BUILT MAX 7-3/4" RISE 10" MIN RUN PER IRC CODE



20" DIAMETER FOOTING
 10" THICK CONCRETE
 24" DEEP

FROST FOOTINGS SIZES BASED
 ON 55 LB PER SQUARE FOOT
 TRIBUTARY LOADS APPLIED TO
 1500 PSF SOIL COMPRESSION
 CAPACITY

ALWAYS OBTAIN REQUIRED PERMITS AND FOLLOW LOCAL BUILDING CODES.

NAME:

ADDRESS:

ProDeckPlans.com

FRONT ELEVATION

4