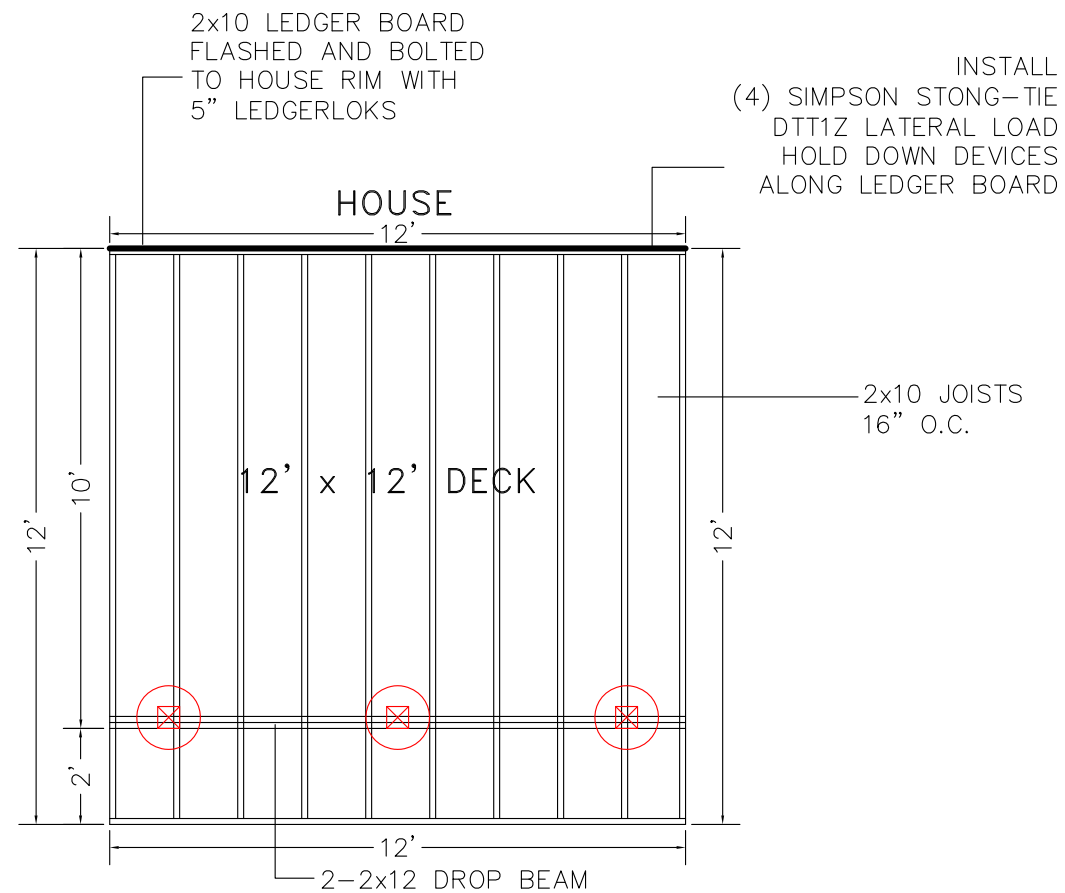



11 x 17 PAGE SIZE FORMAT
 1/4" = 1' SCALE
 10' ELEVATION

BASED ON THE INTERNATIONAL RESIDENTIAL CODE



2x10 LEDGER BOARD FLASHED AND BOLTED TO HOUSE RIM WITH 5" LEDGERLOKS
 JOISTS TO BE 2x10 SYP TREATED INSTALLED 16" O.C.
 BEAMS TO BE 2-2x12 SYP TREATED NAILED
 SUPPORT POSTS TO BE 6x6 TREATED
 DECKING TO BE 5/4 x 6
 GUARD RAILS TO BE 36" HIGH WITH LESS THAN 4" OPENINGS PER IRC CODE
 ALL DECK HARDWARE TO BE CORROSION RESISTANT AND INSTALLED
 PER MANUFACTURERS INSTRUCTIONS


 16" DIAMETER FOOTING
 10" THICK CONCRETE
 42" DEEP

FROST FOOTINGS SIZES BASED
 ON 55 LB PER SQUARE FOOT
 TRIBUTARY LOADS APPLIED TO
 1500 PSF SOIL COMPRESSION
 CAPACITY

ALWAYS OBTAIN REQUIRED PERMITS AND FOLLOW LOCAL BUILDING CODES.

NAME:
 ADDRESS:

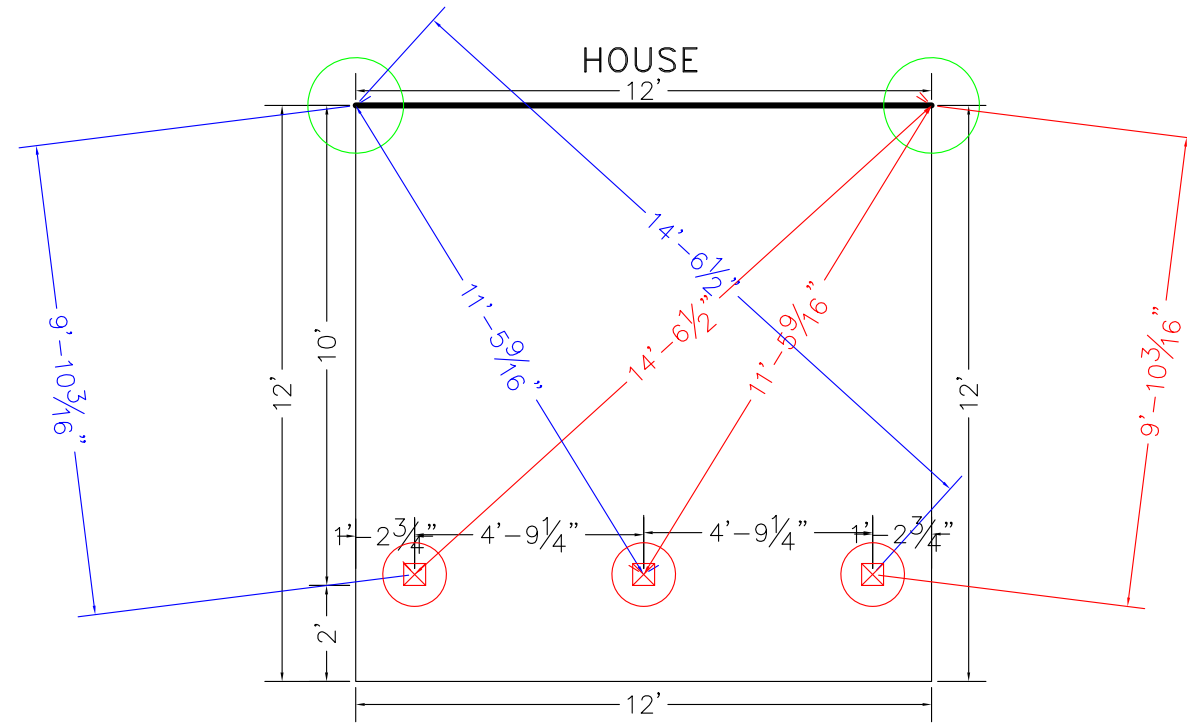
ProDeckPlans.com

FRAMING PLAN


1

11 x 17 PAGE SIZE FORMAT
1/4" = 1' SCALE
10' ELEVATION

BASED ON THE INTERNATIONAL RESIDENTIAL CODE



2x10 LEDGER BOARD FLASHED AND BOLTED TO HOUSE RIM WITH 5" LEDGERLOKS
JOISTS TO BE 2x10 SYP TREATED INSTALLED 16" O.C.
BEAMS TO BE 2-2x12 SYP TREATED NAILED
SUPPORT POSTS TO BE 6x6 TREATED
DECKING TO BE 5/4 x 6
GUARD RAILS TO BE 36" HIGH WITH LESS THAN 4" OPENINGS PER IRC CODE
ALL DECK HARDWARE TO BE CORROSION RESISTANT AND INSTALLED
PER MANUFACTURERS INSTRUCTIONS

	16" DIAMETER FOOTING 10" THICK CONCRETE 42" DEEP	FROST FOOTINGS SIZES BASED ON 55 LB PER SQUARE FOOT TRIBUTARY LOADS APPLIED TO 1500 PSF SOIL COMPRESSION CAPACITY
---	--	---

ALWAYS OBTAIN REQUIRED PERMITS AND FOLLOW LOCAL BUILDING CODES.

NAME:

ADDRESS:

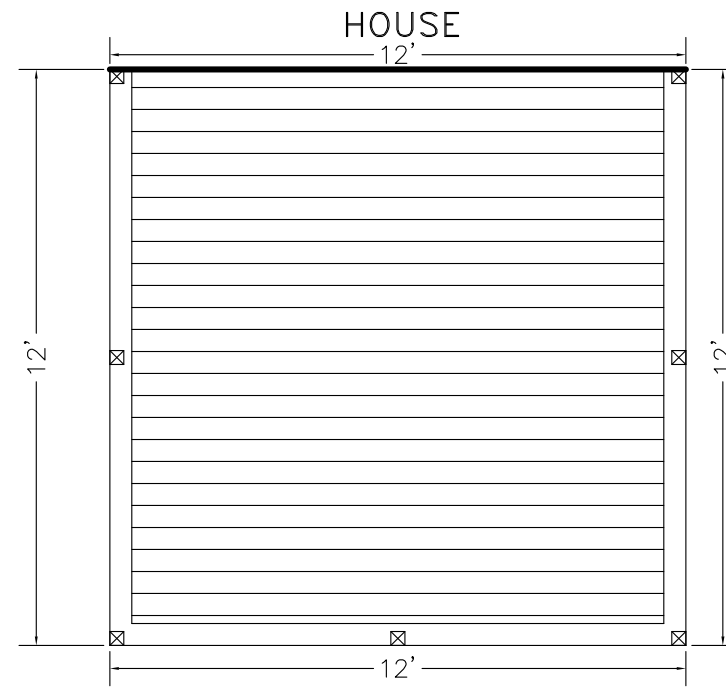
ProDeckPlans.com

FOOTING PLAN

2

11 x 17 PAGE SIZE FORMAT
1/4" = 1' SCALE
10' ELEVATION

BASED ON THE INTERNATIONAL RESIDENTIAL CODE



2x10 LEDGER BOARD FLASHED AND BOLTED TO HOUSE RIM WITH 5" LEDGERLOKS
JOISTS TO BE 2x10 SYP TREATED INSTALLED 16" O.C.
BEAMS TO BE 2-2x12 SYP TREATED NAILED
SUPPORT POSTS TO BE 6x6 TREATED
DECKING TO BE 5/4 x 6
GUARD RAILS TO BE 36" HIGH WITH LESS THAN 4" OPENINGS PER IRC CODE
ALL DECK HARDWARE TO BE CORROSION RESISTANT AND INSTALLED
PER MANUFACTURERS INSTRUCTIONS

36" HIGH GUARD RAIL
LESS THAN 4" OPENINGS

☒ = RAIL POST

ALWAYS OBTAIN REQUIRED PERMITS AND FOLLOW LOCAL BUILDING CODES.

NAME:

ADDRESS:

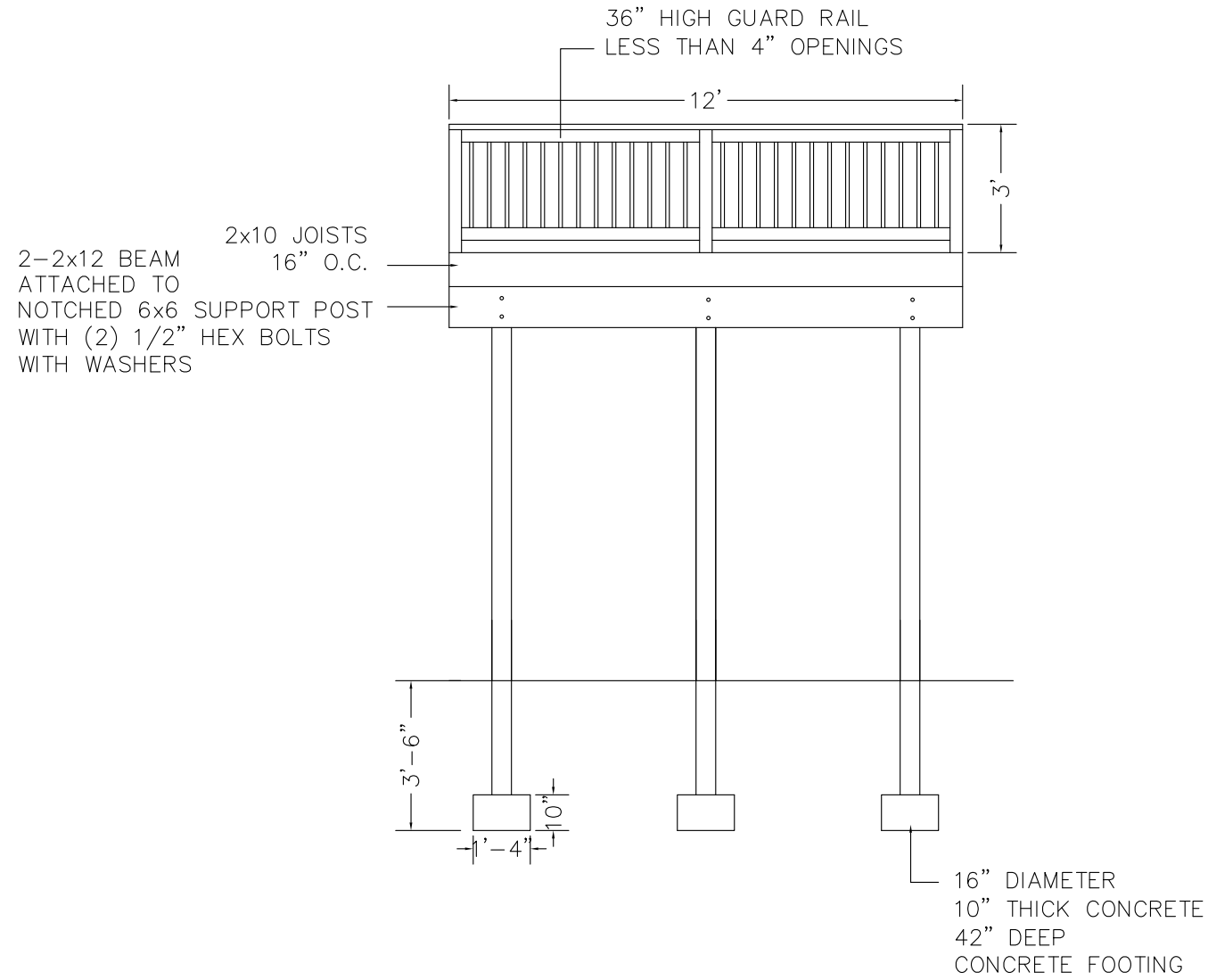
ProDeckPlans.com

3


DECKING / RAIL LAYOUT

11 x 17 PAGE SIZE FORMAT
 1/4" = 1' SCALE
 10' ELEVATION

BASED ON THE INTERNATIONAL RESIDENTIAL CODE



2x10 LEDGER BOARD FLASHED AND BOLTED TO HOUSE RIM WITH 5" LEDGERLOKS
 JOISTS TO BE 2x10 SYP TREATED INSTALLED 16" O.C.
 BEAMS TO BE 2-2x12 SYP TREATED NAILED
 SUPPORT POSTS TO BE 6x6 TREATED
 DECKING TO BE 5/4 x 6
 GUARD RAILS TO BE 36" HIGH WITH LESS THAN 4" OPENINGS PER IRC CODE
 ALL DECK HARDWARE TO BE CORROSION RESISTANT AND INSTALLED
 PER MANUFACTURERS INSTRUCTIONS

	<p>16" DIAMETER FOOTING 10" THICK CONCRETE 42" DEEP</p>	<p>FROST FOOTINGS SIZES BASED ON 55 LB PER SQUARE FOOT TRIBUTARY LOADS APPLIED TO 1500 PSF SOIL COMPRESSION CAPACITY</p>
---	---	--

ALWAYS OBTAIN REQUIRED PERMITS AND FOLLOW LOCAL BUILDING CODES.

NAME:

ADDRESS:

ProDeckPlans.com

FRONT ELEVATION

4