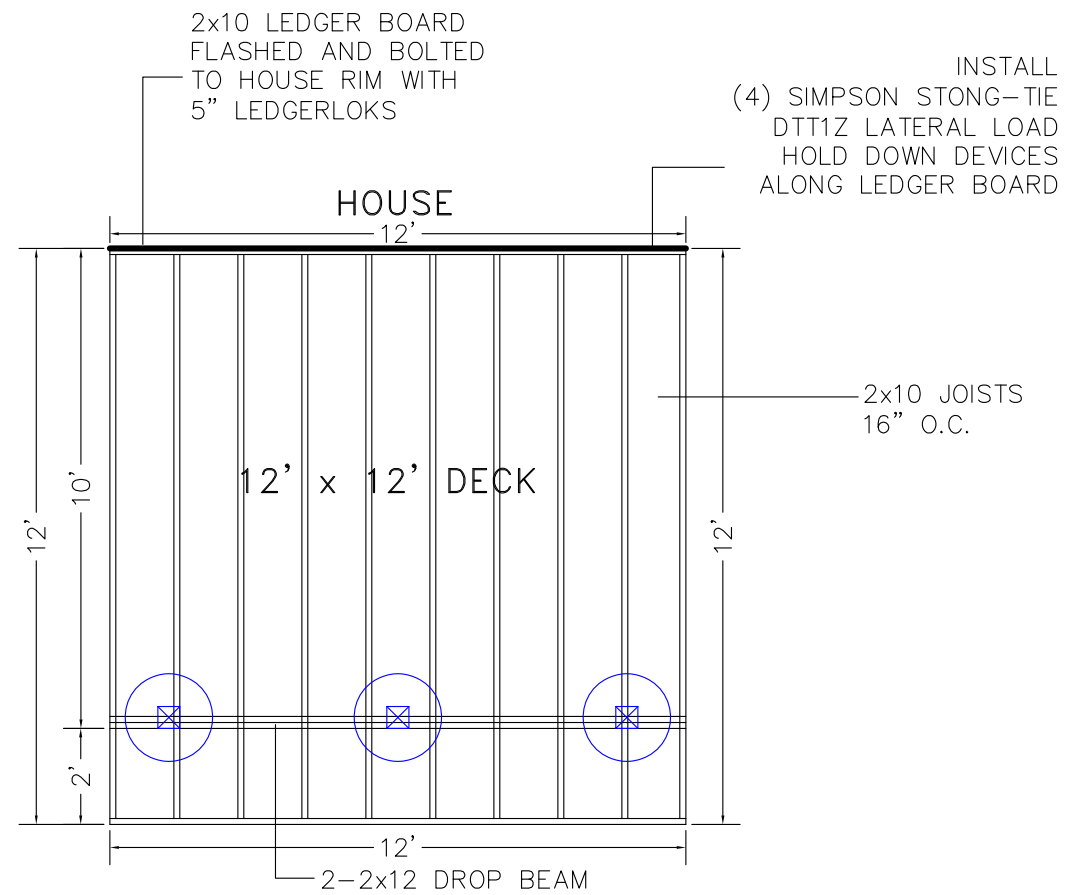


11 x 17 PAGE SIZE FORMAT  
 1/4" = 1' SCALE  
 10' ELEVATION

BASED ON THE INTERNATIONAL RESIDENTIAL CODE



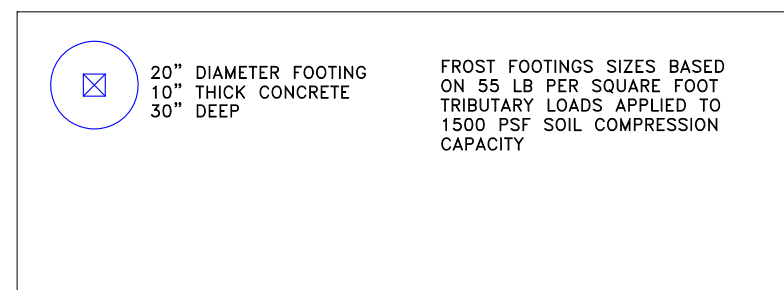
FRAMING PLAN

1

NAME:

ADDRESS:

ALL ITEMS NOT SHOWN ON THIS PLAN WILL BE PER COUNTY DECK DETAILS.  
 2x10 LEDGER BOARD FLASHED AND BOLTED TO HOUSE RIM WITH 5" LEDGERLOKS  
 JOISTS TO BE 2x10 SYP TREATED INSTALLED 16" O.C.  
 BEAMS TO BE 2-2x12 SYP TREATED NAILED  
 SUPPORT POSTS TO BE 6x6 TREATED  
 DECKING TO BE 5/4 x 6  
 GUARD RAILS TO BE 36" HIGH WITH LESS THAN 4" OPENINGS PER IRC CODE  
 ALL DECK HARDWARE TO BE CORROSION RESISTANT AND INSTALLED  
 PER MANUFACTURERS INSTRUCTIONS

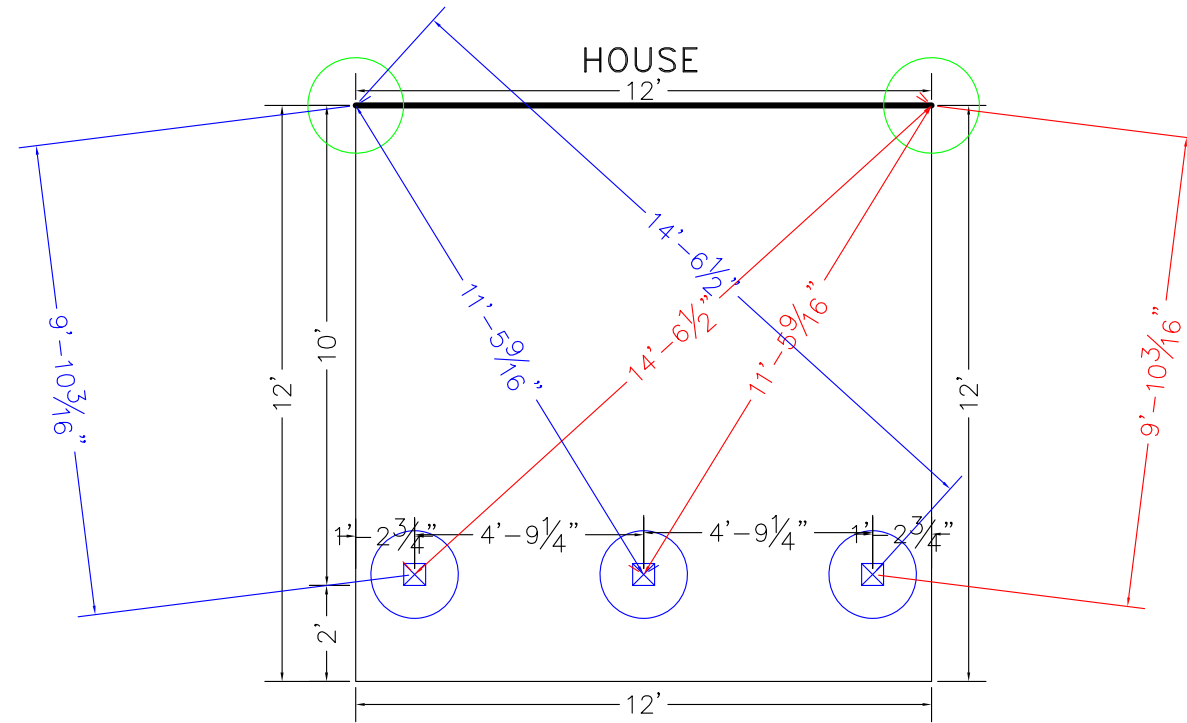


ALWAYS OBTAIN REQUIRED PERMITS AND FOLLOW LOCAL BUILDING CODES.


PRODECKPLANS.COM

11 x 17 PAGE SIZE FORMAT  
 1/4" = 1' SCALE  
 10' ELEVATION

BASED ON THE INTERNATIONAL RESIDENTIAL CODE



ALL ITEMS NOT SHOWN ON THIS PLAN WILL BE PER COUNTY DECK DETAILS.  
 2x10 LEDGER BOARD FLASHED AND BOLTED TO HOUSE RIM WITH 5" LEDGERLOKS  
 JOISTS TO BE 2x10 SYP TREATED INSTALLED 16" O.C.  
 BEAMS TO BE 2-2x12 SYP TREATED NAILED  
 SUPPORT POSTS TO BE 6x6 TREATED  
 DECKING TO BE 5/4 x 6  
 GUARD RAILS TO BE 36" HIGH WITH LESS THAN 4" OPENINGS PER IRC CODE  
 ALL DECK HARDWARE TO BE CORROSION RESISTANT AND INSTALLED  
 PER MANUFACTURERS INSTRUCTIONS

	20" DIAMETER FOOTING 10" THICK CONCRETE 30" DEEP	FROST FOOTINGS SIZES BASED ON 55 LB PER SQUARE FOOT TRIBUTARY LOADS APPLIED TO 1500 PSF SOIL COMPRESSION CAPACITY
---	--	---

ALWAYS OBTAIN REQUIRED PERMITS AND FOLLOW LOCAL BUILDING CODES.

NAME:

ADDRESS:

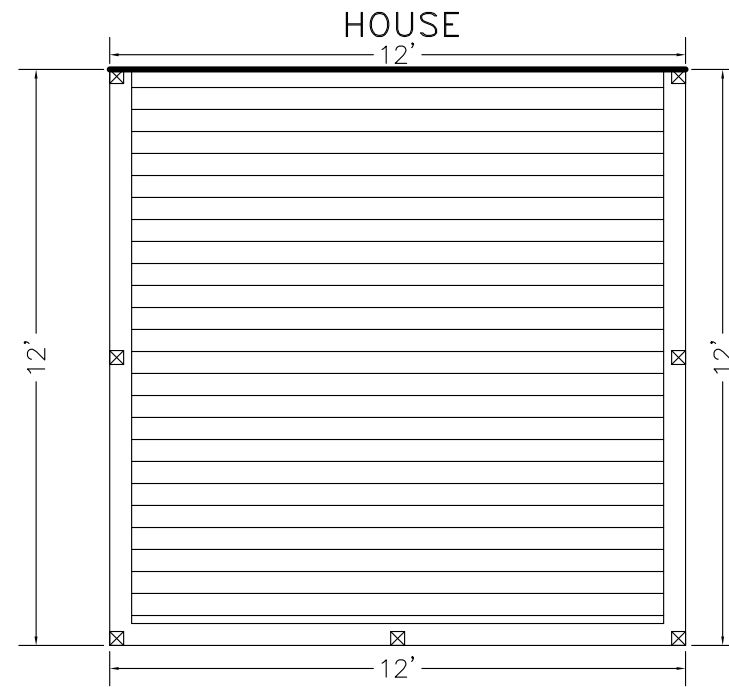
[ProDeckPlans.com](http://ProDeckPlans.com)

FOOTING PLAN

2

11 x 17 PAGE SIZE FORMAT  
1/4" = 1' SCALE  
10' ELEVATION

BASED ON THE INTERNATIONAL RESIDENTIAL CODE



ALL ITEMS NOT SHOWN ON THIS PLAN WILL BE PER COUNTY DECK DETAILS.  
2x10 LEDGER BOARD FLASHED AND BOLTED TO HOUSE RIM WITH 5" LEDGERLOKS  
JOISTS TO BE 2x10 SYP TREATED INSTALLED 16" O.C.  
BEAMS TO BE 2-2x12 SYP TREATED NAILED  
SUPPORT POSTS TO BE 6x6 TREATED  
DECKING TO BE 5/4 x 6  
GUARD RAILS TO BE 36" HIGH WITH LESS THAN 4" OPENINGS PER IRC CODE  
ALL DECK HARDWARE TO BE CORROSION RESISTANT AND INSTALLED  
PER MANUFACTURERS INSTRUCTIONS

36" HIGH GUARD RAIL  
LESS THAN 4" OPENINGS

☒ = RAIL POST

ALWAYS OBTAIN REQUIRED PERMITS AND FOLLOW LOCAL BUILDING CODES.

NAME:

ADDRESS:

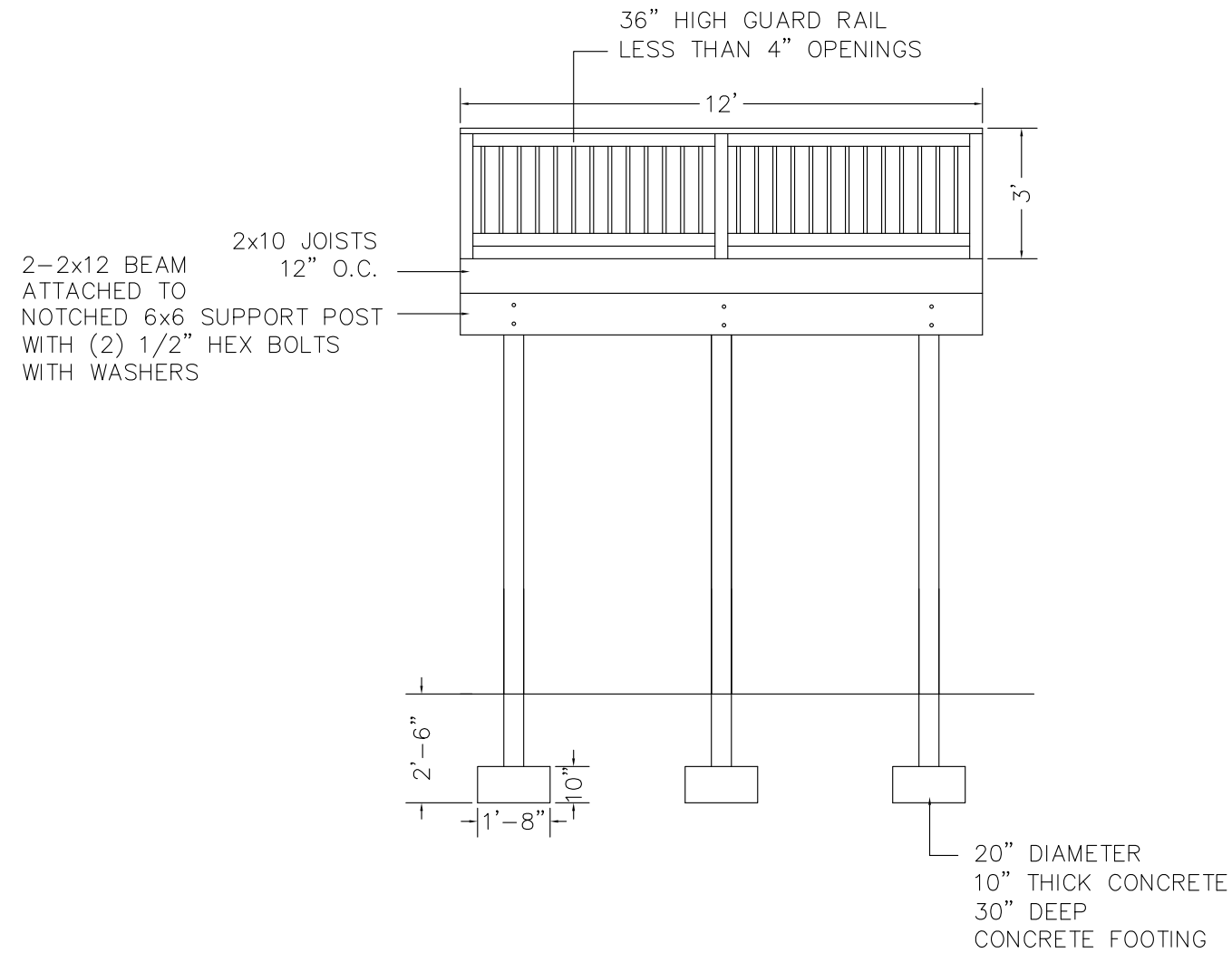
[ProDeckPlans.com](http://ProDeckPlans.com)

3


DECKING / RAIL LAYOUT

11 x 17 PAGE SIZE FORMAT  
 1/4" = 1' SCALE  
 10' ELEVATION

BASED ON THE INTERNATIONAL RESIDENTIAL CODE



ALL ITEMS NOT SHOWN ON THIS PLAN WILL BE PER COUNTY DECK DETAILS.  
 2x10 LEDGER BOARD FLASHED AND BOLTED TO HOUSE RIM WITH 5" LEDGERLOKS  
 JOISTS TO BE 2x10 SYP TREATED INSTALLED 16" O.C.  
 BEAMS TO BE 2-2x12 SYP TREATED NAILED  
 SUPPORT POSTS TO BE 6x6 TREATED  
 DECKING TO BE 5/4 x 6  
 GUARD RAILS TO BE 36" HIGH WITH LESS THAN 4" OPENINGS PER IRC CODE  
 ALL DECK HARDWARE TO BE CORROSION RESISTANT AND INSTALLED  
 PER MANUFACTURERS INSTRUCTIONS

	<p>20" DIAMETER FOOTING          10" THICK CONCRETE          30" DEEP</p>	<p>FROST FOOTINGS SIZES BASED          ON 55 LB PER SQUARE FOOT          TRIBUTARY LOADS APPLIED TO          1500 PSF SOIL COMPRESSION          CAPACITY</p>
---	---	--

ALWAYS OBTAIN REQUIRED PERMITS AND FOLLOW LOCAL BUILDING CODES.

NAME:

ADDRESS:

[ProDeckPlans.com](http://ProDeckPlans.com)

FRONT ELEVATION

4